

Test Taking Success

Welcome to the test-taking workshop!



Test Taking Success

What you do on a *daily* basis throughout the semester directly connects to test taking success. Think of test preparation as something you do *every day*, not just the day before a test.



Test Taking Success

1. Before the Test

2. During the Test


3. After the Test

Before the Test

1. Set goals
2. Make a plan for achieving goals
3. Adjust plan throughout the semester

Before the Test

Grade	Level of Accomplishment	Quality Points
A	Highest Level of Work	4.00
A-		3.67
B+		3.33
B	Better than Average Work	3.00
B-		2.67
C+		2.33
C	Average Work	2.00
C-		1.67
D+		1.33
D		1.00
D-	Minimum Level of Passing Work	0.67
E	Failing Work	0.00



Before the Test

Semester Honors

1. Dean's List=3.40-3.69
2. Dean's with Honors=3.70-3.99
3. President's List=4.0



Before the Test

Graduation Honors

1. 3.40-3.59 Cum Laude
2. 3.60-3.79 Magna Cum Laude
3. 3.80 & above Summa Cum Laude



Before the Test

Time Management:

Schedule **STUDY** time throughout the semester

1. Reviewing class notes
2. Predicting test questions
3. Summarizing new information
4. Using language to learn: talk and write
5. Visiting during office hours
6. Tutoring
7. Working in study groups
8. Reading

Before the Test

Textbook Reading

1. Complete all reading assignments.
2. Read actively.
3. Identify questions you have about the material.
4. Predict Test Questions.
5. Talk and write about the material.



Before the Test

Class Time

1. Eat and sleep before classes.
2. Attend all Classes.
3. Sit in front.
4. Participate in discussions.
5. Take notes.



Before the Test

Lecture Note Taking

1. Review notes daily.
2. Turn notes into questions.
3. Answer the questions.



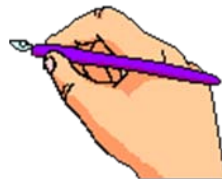
Before the Test

1. Make lists of things you think will be on the test.
2. Visit professor during office hours.
3. Determine what type of questions will be on the test.
4. Predict test questions and practice answering them.
5. Review tests you have previously taken.

During the Test

Memory Dump

1. Formulas
2. Definitions
3. Dates
4. Places
5. Terms
6. Theories



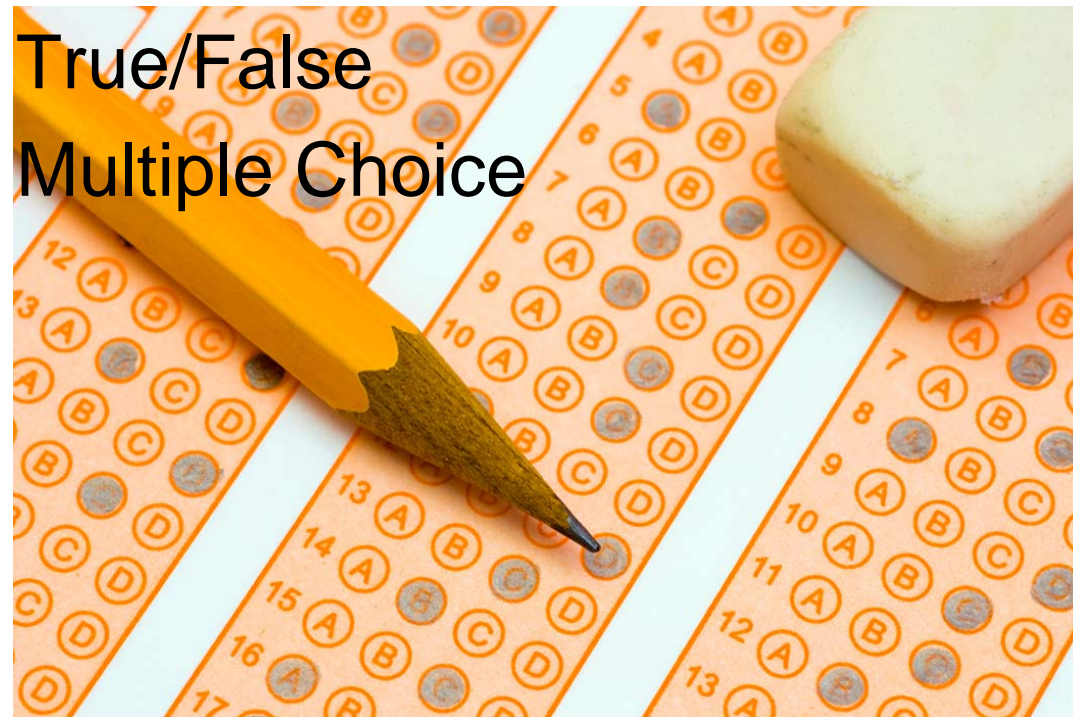
During the Test

Survey the Test



1. Read all directions.
2. Make note of different types of questions (short answer, multiple choice, essays, etc.).
3. Check to see if questions continue on the backs of the pages.
4. See if point value is given for each question.

Objective Tests



True/False
Multiple Choice

During the Objective Test

Tip: Read the question carefully. Underline any key words that will help you select the correct answer.

Ex: At the time of the arrest of a juvenile, the primary treatment goal is:

Ex: The effects of high levels of pollution can be seen in:

During the Objective Test:

Analyze all Options

Tip: Assume a statement is incorrect if **any part** of it is incorrect.

Ex: Benjamin Franklin, Abraham Lincoln, Richard Nixon, and George Bush were all presidents during times of war.

During the Objective Test

Analyze all Options

Tip: Identify **absolute qualifiers**:
never, always, any.

Ex: Children from divorced families
always have problems in school.

During the Objective Test

Analyze all Options

Tip: Identify **general qualifiers**: few, some, sometimes, usually.

Ex: Some children from divorced homes have problems in school.

During the Objective Test

Analyze all Options

Tip: Identify double negatives and examine carefully .

Ex: It is **not un**healthy to eat soy beans.

During the Objective Test

Analyze all Options

Tip: Make sure lengthy “because” statements are completely accurate.

Ex: Soybeans are healthy **because** they speed up the breakdown of complex carbohydrates.

During the Objective Test

Final Tips for Objective Test Questions:

1. Give each option of a multiple choice question the "true-false test."
2. Notice options that don't follow the question grammatically.
3. Be aware of options that are totally unfamiliar.

During the Objective Test


Final Tips for Objective Test Questions:

4. If two options seem correct, compare them for differences, then refer to the question to find your best answer.
5. Cross out incorrect options as you go.
6. Absurd options tend to be wrong.

Essay Test Questions

Essays

Short answers



During the Essay Test

Analyze the Question:

1. Underline directional words
2. Number each part of the question.
3. Turn the question into a statement.

During the Essay Test

Directional Words

Analyze	Justify
Compare	Label
Contrast	List
Critique	Outline
Define	Prove
Describe	Relate
Discuss	Review
Evaluate	State
Explain	Summarize
Illustrate	Trace
Interpret	

During the Essay Test

Plan a Response:

1. Construct a clear and simple thesis.
2. Sketch an outline

During the Essay Test

Draft Essay

1. Clearly announce each main point.
2. Develop each main point with sufficient detail.
3. Reread the question.

During the Essay Test

Don't forget to proofread!



During the Test

Final Tips for Any Test

1. Answer easiest questions first.
2. Preview the entire test before answering questions.
3. Be aware of the passage of time.
4. Check your work.



After the Test

1. Use corrected tests as a study tool for future tests and examinations
2. Compare test topics to textbook and lecture notes.
3. Read instructors' comments and suggestions.
4. Study the language of the tests and the type of critical thinking each question calls for, such as comparing, defining, critiquing, arguing, proving, etc.
5. Predict Test Questions based on what you know about previous tests (play teacher) and answer them.